

A decorative graphic on the left side of the slide, consisting of white lines and circles on a blue gradient background, resembling a circuit board or a stylized tree structure.

# E-SAFETY


FOR PARENTS AND CARERS

A decorative graphic on the left side of the slide consisting of white lines and circles on a blue gradient background, resembling a circuit board or a stylized tree structure.

# OBJECTIVES OF THIS SESSION

- TO RAISE AWARENESS OF POTENTIAL DANGERS ONLINE
- TO HIGHLIGHT THE WORK IN SCHOOL
- TO PROVIDE YOU WITH TIPS FOR ONLINE SAFETY AT HOME

# SOME OF THE TECHNOLOGIES





# WHAT ARE THE RISKS?

- CHILDREN MAKE ONLINE 'FRIENDS' AND CHAT TO PEOPLE WHO ARE UNKNOWN AND MAY POSE A RISK
- CHILDREN MAY UPLOAD OR VIEW INAPPROPRIATE MATERIAL
- SHARING FILES CAN LEAD TO SPYWARE, IDENTITY THEFT AND A GREATER VULNERABILITY TO VIRUSES
- CYBERBULLYING



# SCHOOL APPROACH TO E-SAFETY

## SMART

**SAFE:** KEEPING PERSONAL INFORMATION SAFE

**MEET:** ONLINE STRANGERS AND FRIENDS

**ACCEPTING:** AWARENESS OF VIRUSES AND SPYWARE

**RELIABLE:** INFORMATION MAY BE UNTRUE

**TELL:** INFORM AN ADULT



# School

- SUPERVISED
- MONITORED
- FILTERED
- CURRICULUM
- WHERE'S KLAUS?



# Home

# ?

# HOW CAN WE PROTECT OUR CHILDREN ONLINE?

- **KNOW WHAT YOUR CHILD IS DOING ONLINE**
  - TALK WITH YOUR CHILD
  - AGREE ON AN AUP (ACCEPTABLE USE POLICY) AND DISCUSS CONTRACT AGREEMENTS
  - MONITOR ONLINE USAGE
- **SETTING UP PARENTAL CONTROLS**
  - SHARED ACCOUNTS THAT YOU HAVE ACCESS TO
  - LOOKING AT ONLINE HISTORY

# HOW CAN WE PROTECT OUR CHILDREN ONLINE?

- **SETTING UP PARENTAL CONTROLS**

- TURN ON SAFE SEARCHES (GOOGLE)
- DOWNLOAD CHILD FRIENDLY APPLICATIONS

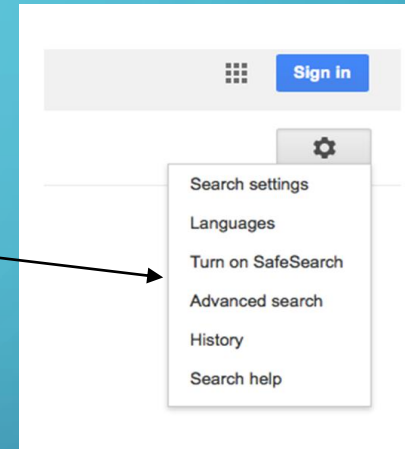
E.G. (YOUTUBE KIDS)

LOGIN IN AS YOU AND SET RESTRICTIONS (TURNING OFF  
COMMENTS ON YOUTUBE)

- ALL OF THE MAJOR INTERNET PROVIDERS OFFER FREE FILTERING TOOLS THAT WORK ACROSS ALL DEVICES CONNECTED TO THE HOME INTERNET

## INTERNET SERVICE PROVIDERS

- UNDERSTAND THE CAPABILITIES OF SMARTPHONES AND THE APPLICATIONS





# WHATSAPP

A free to download messenger app for smartphones.

Minimum age limit of 13 – Online Privacy Protection Act

WhatsApp uses the internet to send unlimited messages, images, audio or video.

It is popular with young people because of the ability to group chat, voice messages and location sharing with little or no cost (including international). Average of 800 million active users per month.

By Default, WhatsApp will set your privacy settings to allow any WhatsApp user to view your last seen, profile picture and status.

Set your privacy settings to 'MY CONTACTS' only.

Location Tagging – If this feature is turned on , any images and videos shared will also show the location of where they were taken on the map.



# SNAPCHAT

A popular mobile app that allows users to send pictures and videos, both of which will self destruct after a certain length of time.


Snapchat is also a messaging app.

Each time a 'Snap' is shared your child can choose how long it is seen for – from 1-10 seconds. Snaps can be screenshot but the app does notify the sender of this.

Users can share with 3 different audiences: Everyone, Status Message (added friends) and Online (select friends to block). By default only users added by your child can send them content.

Encourage your child to set up privacy settings with 'real' friends only.

Sending nude images of children under 18 is illegal.



# INSTAGRAM

A mobile photo sharing app that allows users to share photos and videos either publicly or privately.

By default user's profiles ARE NOT SET TO PRIVATE – this must be actively switched on.

Username, photos and bio are public and cannot be made private.

3 audiences: public, private or direct

Location Sharing – keep the function switched off.



# ONLINE GAMING

A video game that is either partially or wholly played through the internet.

A range of devices: mobiles, tablets, PC and consoles

Multi-player ability with online friends or unknown people.

Online gaming allows strangers to build shared experiences and be a child's defender or teammate.

## DANGERS

- You don't know who if the other player is an adult or child
- Friendships can turn sour
- Grooming
- Giving away personal details
- Sexual/violent themes





# COMPUTING CURRICULUM

**KS1** – PUPILS LEARN WHAT IS PERSONAL INFORMATION

- USE TECHNOLOGY RESPONSIBLY
- IDENTIFY A RANGE OF WAYS TO REPORT CONCERNS

**KS2** - UNDERSTAND ACCEPTABLE/UNACCEPTABLE BEHAVIOUR

- EVALUATE THE USEFULNESS/RELIABILITY OF DIGITAL CONTENT



# UNDERSTANDING 'PRIVATE'

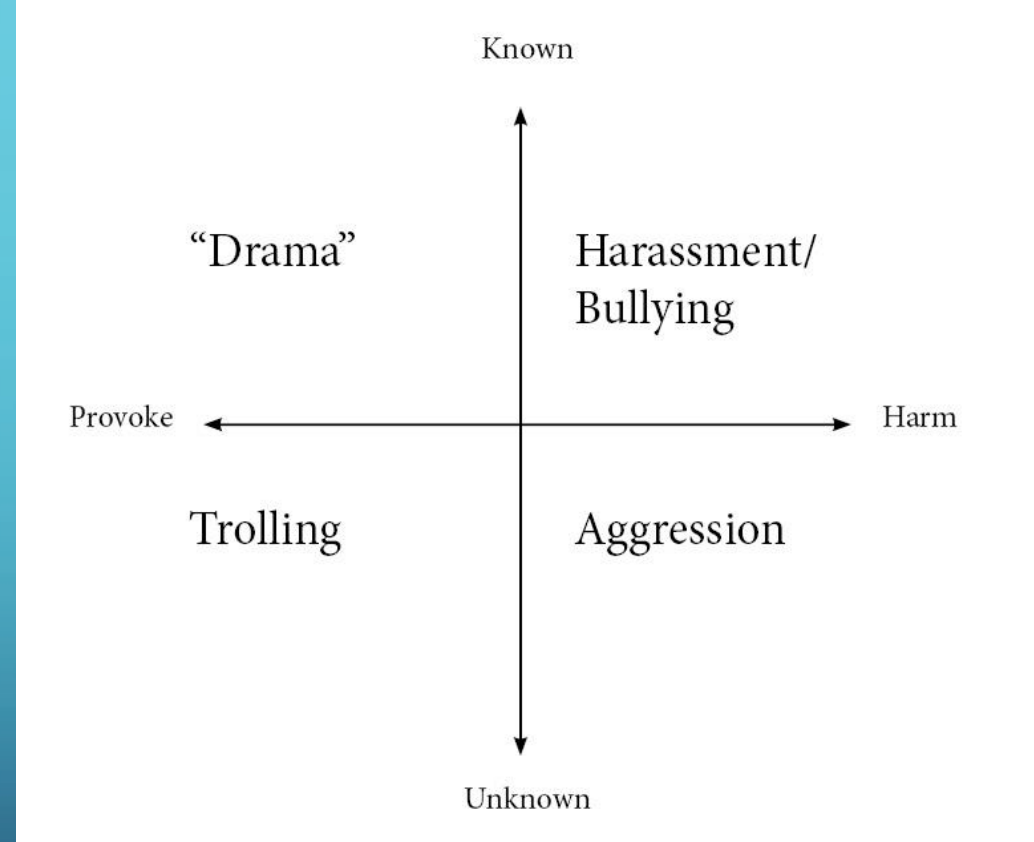
## VIDEO - JIGSAW

- FULL NAME (USE A NICKNAME/FIRST NAME ONLY)
- ADDRESS
- PHONE NUMBER
- SCHOOL – INCLUDING SCHOOL LOGO/SIGN
- DETAILS OF CLUBS/MEETING POINTS
- PHOTOS WITH IDENTITY CLUES



# CYBERBULLYING

- Provide opportunities for your child to develop their own strategies for combating cyberbullying.
- Create an environment in which your child is comfortable coming to you with any issues they face online without fear of having their devices confiscated.
- Talk with your child about appropriate forms of conflict resolution so that they do not resort to cyberbullying.
- Make sure your child knows who they can talk to about any issues they are facing online if they are not comfortable confiding in a parent.
- Help to build resilience in your child to deal with nasty one-off comments.
- Encourage your child to reduce their exposure to people they don't know who may upset them, by changing their privacy settings.



# SEXTING

- Sharing sexual, naked or semi-naked images of videos or themselves or others, or sends explicit messages.
- No control over how images are shared
- Blackmail/bullying/harm





# WHAT NEXT?

## HANDOUTS

- CHECKS LISTS FOR INSTAGRAM, SNAPCHAT, FACEBOOK, TWITTER
- NSPCC GUIDE

## LINKS

- [NSPCC REVIEW OF SITES AND APPS](#)
- [INTERNET MATTERS - PARENT GUIDES TO APPS](#)
- [INTERNET SERVICE PROVIDERS](#)
- [THINK YOU KNOW](#)